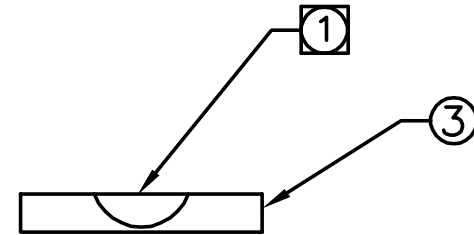
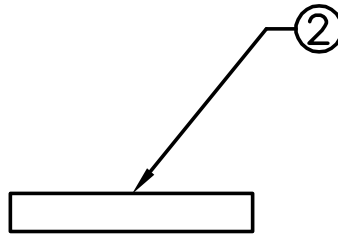
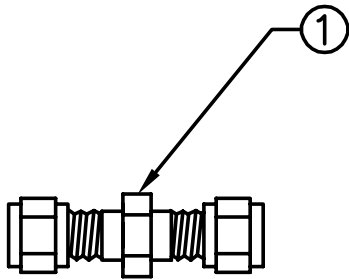


NOTES: UNLESS OTHERWISE SPECIFIED

① WRAP A BLUE DOT STICKER AROUND ITEM 3 TO VISUALLY DISTINGUISH ITEM 2 FROM ITEM 3.

2. PLACE THESE THREE ITEM IN A PLASTIC BAG AND MARK "RESTRICTOR KIT".



REVISIONS

REV	DESCRIPTION	DATE	APP.	REV. BY
1	REL PER ECO# 97-0838	2/5/98	WTC	VF
2	INC. ECO# 98-0208	5-22-98	WTC	M.V.

4	REF	A68729-RS	ROUTE SHEET
3	1	R2324	RESTRICTOR, 1/4" SS TUBE 1.1 SLPM @ 20 PSIG DELTA
2	1	R2323	RESTRICTOR, 1/4" SS TUBE 1 SLPM @ 10 IN HG
1	1	U11	UNION, 1/4T X 1/4T, SS

ITEM	QTY	PART NO.	DESCRIPTION
------	-----	----------	-------------

BILL OF MATERIAL

DO NOT SCALE DWG

THIS DRAWING IS THE PROPERTY OF TELEDYNE ANALYTICAL INSTRUMENTS AND CONTAINS CONFIDENTIAL INFORMATION. IT IS NOT TO BE COPIED, REPRODUCED OR USED WITHOUT WRITTEN PERMISSION.

TOLERANCE UNLESS OTHERWISE SPECIFIED: ANGULAR ±1/2°

LINEAR $\begin{cases} .X & = \pm .1 \\ .XX & = \pm .02 \\ .XXX & = \pm .010 \end{cases}$



TELEDYNE
ELECTRONIC TECHNOLOGIES
Analytical Instruments
An Alinghny Teledyne Company
CITY OF INDUSTRY, CALIFORNIA 91748

S/	SIGNATURES	DATE
N/	DRFT: WING T CHOW	8/22/97
P/	CHK:	
I/	APPR:	
F/	ENGR:	
O/	S.O.:	
REFERENCE	CAD I.D. A68729-2	

TITLE	SCALE
RESTRICTOR KIT	NONE
	SIM NONE
	SHEET 1 OF 1
MATL. LISTED	DWG NO. A-68729
	REV 2