

NOTES: UNLESS OTHERWISE SPECIFIED.

- ALL WIRING IS 22 Ga. STRANDED WIRE, TEFLON INSULATED, UNLESS OTHERWISE NOTED.
- ALL INTERNAL WIRING SHALL BE CAPABLE OF WITHSTANDING A 2000V RMS TEST VOLTAGE.

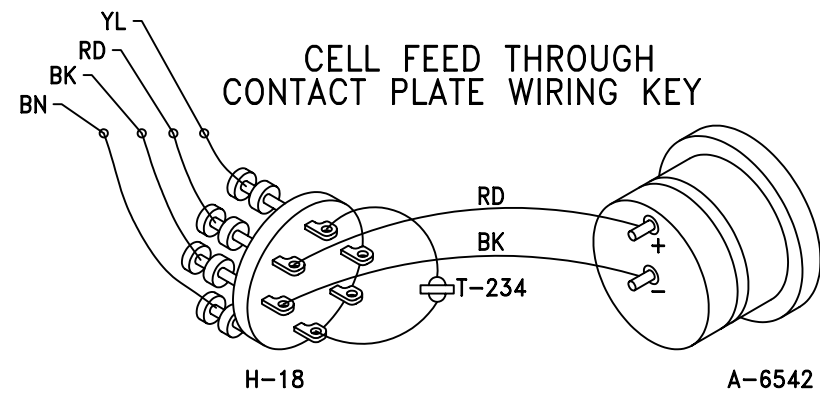
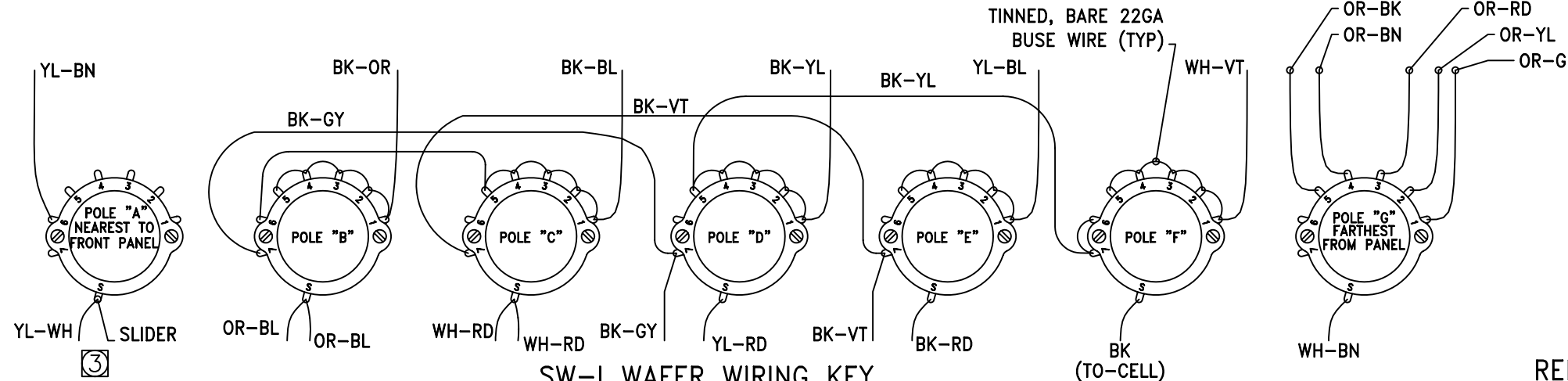
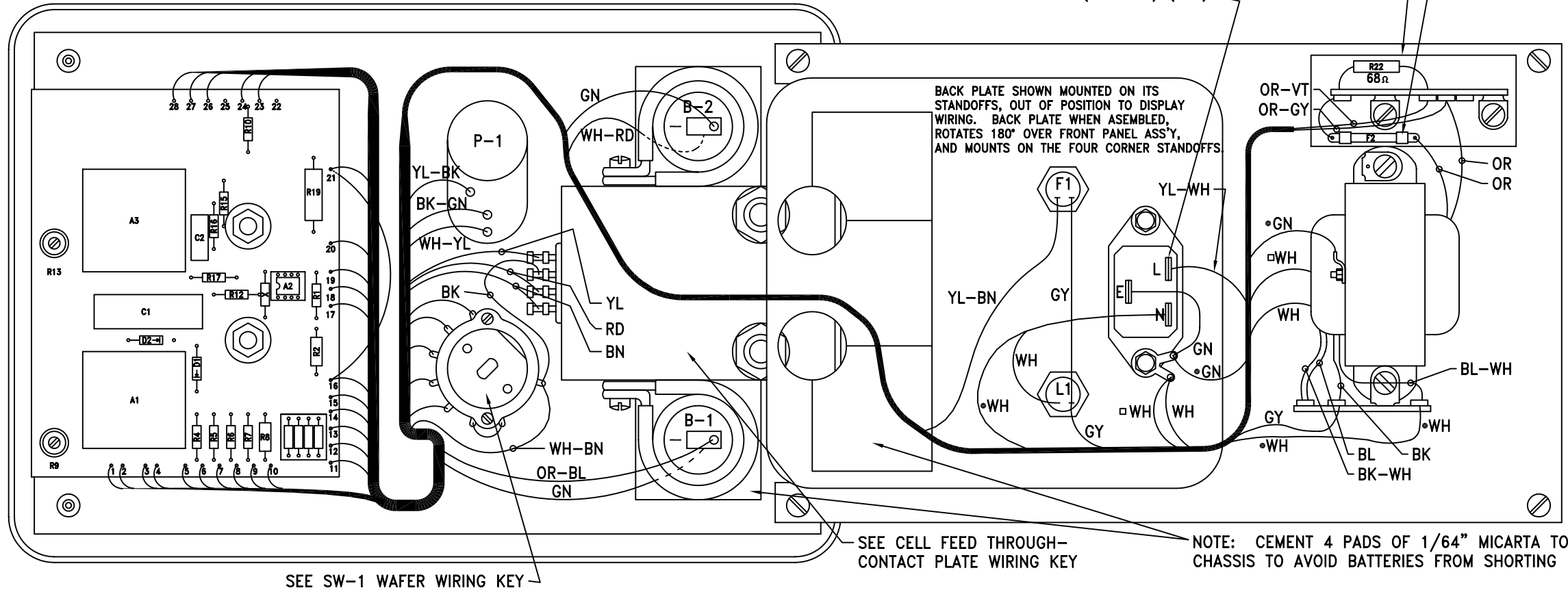
③ ON P/N S-236 MANUFACTURED BY GRAYHILL, THE SLIDER IS LOCATED BETWEEN POSITIONS 3 & 4 ON ALL DECKS ("A" THRU "G")

BASEEFA Certified Product
No modification permitted
without reference to
BASEEFA

REV	DESCRIPTION	DATE	APP.	REV. BY
5	INC. ECO 91-0114	2-10-92	DO	--
3	INC. ECO 94-194	4-15-94	DH	--

P.C. BOARD TIE POINTS & WIRE COLORS

T.P.	COLOR	T.P.	COLOR
1	WH-BN	15	BK-RD
2	WH-YL	16	BK-OR
3	RD	17	BK-YL
4	NONE	18	BK-GN
5	WH-VT	19	BK-BL
6	OR-BK	20	BK-VT
7	OR-BN	21	BK-GY
8	OR-RD	22	NONE
9	OR-YL	23	YL-RD
10	OR-GN	24	BN
11	OR-BL	25	NONE
12	OR-VT	26	YL-BL
13	OR-GY	27	YL
14	WH-RD	28	YL-BK



REDRAWN WITHOUT MODIFICATIONS

ITEM	QTY	PART NO.	DESCRIPTION	
BILL OF MATERIAL				
DO NOT SCALE DWG		THIS DRAWING IS THE PROPERTY OF TELEDYNE ANALYTICAL INSTRUMENTS AND CONTAINS CONFIDENTIAL INFORMATION. IT IS NOT TO BE COPIED, REPRODUCED OR USED WITHOUT WRITTEN PERMISSION.		
TOLERANCE UNLESS OTHERWISE SPECIFIED: ANGULAR ±1/2°		 A business unit of Teledyne Electronic Technologies CITY OF INDUSTRY, CALIFORNIA 91748		
LINEAR: .X = ±, .XX = ±, .XXX = ±				
S/ SIGNATURES DATE				
I/ DRFT: L.M.	4-26-85	TITLE: WIRING DIAGRAM TRACE OXYGEN ANALYZER MODEL 311-C (220V)	SCALE: ---	
N/ B-37936	CHK: DH		4-15-94	SIM
P/	APPR: DH		4-15-94	SHEET 1 OF 1
O/ ENGR: L. LAUER				
F/ C.O.				
REFERENCE	CAD ID C37938-6	MATL. LISTED	DWG NO. C-37938 REV 6	