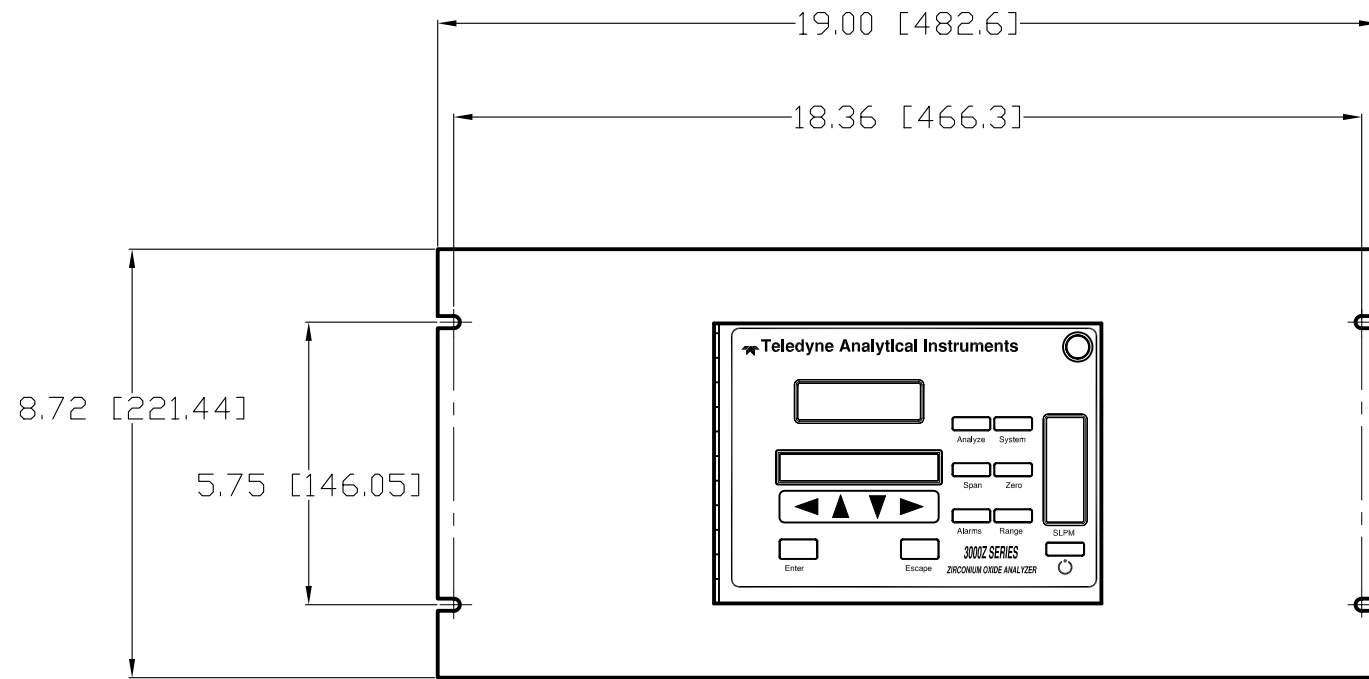


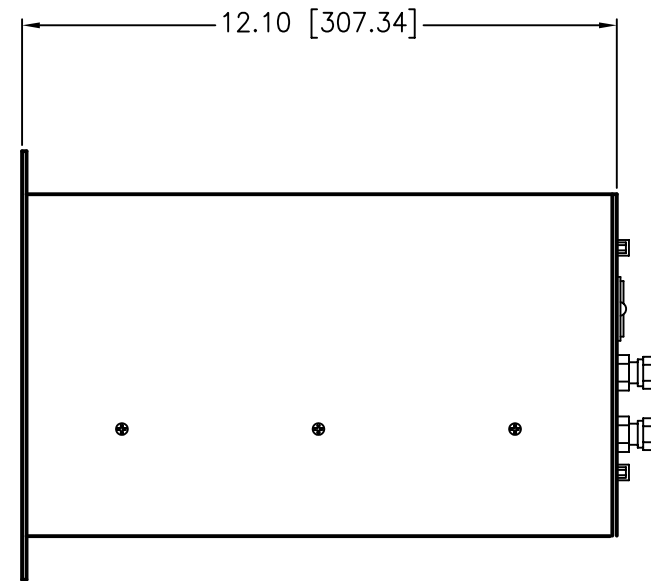
NOTES: UNLESS OTHERWISE SPECIFIED.

1. ALL DIMENSIONS ARE IN INCHES (± 0.06) AND MILLIMETERS (± 1), INCHES[mm]

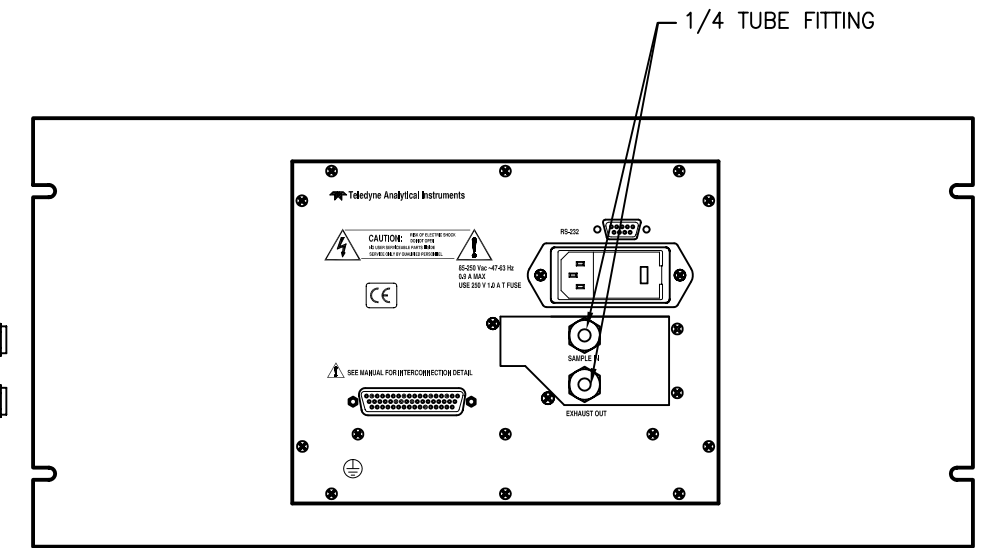
REVISIONS				
REV	DESCRIPTION	DATE	APP.	REV. BY
0	INITIAL RELEASE	07-26-04	R.N.	---



FRONT VIEW



SIDE VIEW



BACK VIEW

DO NOT SCALE DWG		THIS DRAWING IS THE PROPERTY OF TELEDYNE ANALYTICAL INSTRUMENTS AND CONTAINS CONFIDENTIAL INFORMATION. IT IS NOT TO BE COPIED, REPRODUCED OR USED WITHOUT WRITTEN PERMISSION.		
TOLERANCE UNLESS OTHERWISE SPECIFIED: ANGULAR: $\pm 1/2^\circ$ LINEAR: $\begin{matrix} _XX & = & \pm 0.1 \\ _XXX & = & \pm 0.02 \\ _XXXX & = & \pm 0.010 \end{matrix}$		TELEDYNE INSTRUMENTS Analytical Instruments A Teledyne Technologies Company City of Industry, California, 91748, USA		
SIGNATURES	DATE	TITLE	SCALE	REV
N/ DRFT: R. Nepomuceno	07/26/04	MDL. 3000ZA 19" RACK MOUNT ZIRCONIUM OXIDE ANALYZER, OUTLINE DIAGRAM	1:2	
I/ CHK:			SIM D-66316	
O/ APPR:			SHEET 1 OF 1	
P/ ENGR: R. Nepomuceno				
F/ D77237	C.O.: 069190	MATL. NONE	DWG NO. D-77236	0
REFERENCE	CAD ID D77236-0			